

## Sensor/actuator cable - SAC-12P-MS/ 1,5-35T SH SCO - 1430048

Please be informed that the data shown in this PDF Document is generated from our Online Catalog. Please find the complete data in the user's documentation. Our General Terms of Use for Downloads are valid (<http://phoenixcontact.com/download>)




Sensor/actuator cable, 12-position, PUR/PVC, black RAL 9005, shielded, Plug straight M12 SPEEDCON, coding: A, on free cable end, cable length: 1.5 m

### Your advantages

- ✓ Easy and safe: 100% electrically tested plug-in components
- ✓ Save time, thanks to installation with SPEEDCON fast locking system
- ✓ Save space – with high-pos. connectors
- ✓ Reliable signal transmission – 360° shielding in environments with electromagnetic interference



### Key Commercial Data

Packing unit	1 pc
GTIN	 4 046356 323130
GTIN	4046356323130
Weight per Piece (excluding packing)	160.000 g
Custom tariff number	85444290
Country of origin	Germany

### Technical data

#### Dimensions

Length of cable	1.5 m
Stripping length of the free conductor end	50 mm (Partial stripping)

#### Ambient conditions

Ambient temperature (operation)	-25 °C ... 85 °C (Plug / socket)
	-25 °C ... 85 °C (Plug / socket)

# Sensor/actuator cable - SAC-12P-MS/ 1,5-35T SH SCO - 1430048

## Technical data

### Ambient conditions

Degree of protection	IP65
	IP67

### General

Rated current at 40°C	1.5 A
Rated voltage	30 V AC
	30 V DC
Number of positions	12
Insulation resistance	≥ 100 MΩ
Coding	A - standard
Standards/regulations	M12 connector IEC 61076-2-101
Status display	No
Protective circuit/component	unwired
Overvoltage category	II
Degree of pollution	3
Torque	0.4 Nm (M12 connector)
Resistance to oil	DIN VDE 0472 Part 803, test type B
Flame resistance	DIN VDE 0472 part 804, test type B

### Material

Flammability rating according to UL 94	V0
Contact material	CuZn
Contact surface material	Ni/Au
Contact carrier material	PA 6.6
Material of grip body	TPU, hardly inflammable, self-extinguishing
Material, knurls	Zinc die-cast, nickel-plated

### Standards and Regulations

Standards/specifications	M12 connector IEC 61076-2-101
Flame resistance	DIN VDE 0472 part 804, test type B
Resistance to oil	DIN VDE 0472 Part 803, test type B
Other resistance	Hydrolysis and microbe resistant as per VDE 0282 section 10
Flammability rating according to UL 94	V0

### Cable

Cable type	Black PUR/PVC twisted pair
Cable type (abbreviation)	35T
Cable abbreviation	LSPYwC11Y
UL AWM style	20233 / 1061 (80°C/300 V)

## Sensor/actuator cable - SAC-12P-MS/ 1,5-35T SH SCO - 1430048

### Technical data

#### Cable

Conductor cross section	12x 0.14 mm <sup>2</sup> (Signal line)
AWG signal line	26
Conductor structure signal line	18x 0.10 mm
Core diameter including insulation	1 mm ±0.05 mm (Signal line)
Wire colors	White-brown, green-yellow, gray-pink, blue-red, black-violet, gray/pink-red/ blue
Twisted pairs	2 cores to the pair
Overall twist	Six pairs around the filler to the core
Shielding	Tinned copper braided shield
Optical shield covering	85 %
External sheath, color	black RAL 9005
External cable diameter D	8.5 mm ±0.2 mm
Minimum bending radius, fixed installation	5 x D
Minimum bending radius, flexible installation	10 x D
Number of bending cycles	2000000
Bending radius	85 mm
Traversing path	10 m
Traversing rate	3 m/s
Acceleration	10 m/s <sup>2</sup>
Cable weight	87 kg/km
Outer sheath, material	PUR
Material, inner sheath	PVC
Material conductor insulation	PVC
Conductor material	Tin-plated Cu litz wires
Insulation resistance	≥ 10 MΩ*km (at 20 °C)
Conductor resistance	≤ 142 Ω/km (at 20 °C)
Nominal voltage, cable	42 V AC
Test voltage, cable	1500 V AC
Special properties	Flexible cable conduit capable
Other resistance	hydrolysis and microbe resistant according to EN 50396
Ambient temperature (operation)	-30 °C ... 80 °C (cable, fixed installation)
	-5 °C ... 80 °C (cable, flexible installation)

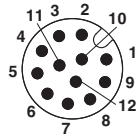
#### Environmental Product Compliance

REACH SVHC	Lead 7439-92-1
China RoHS	Environmentally Friendly Use Period = 50 years
	For details about hazardous substances go to tab "Downloads", Category "Manufacturer's declaration"

# Sensor/actuator cable - SAC-12P-MS/ 1,5-35T SH SCO - 1430048


## Drawings

Schematic diagram



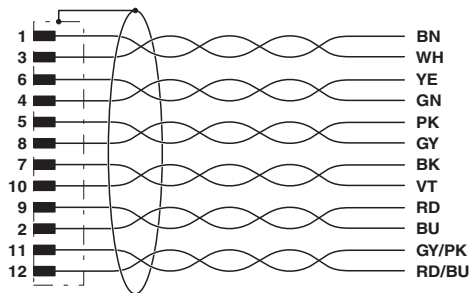
Pin assignment M12 male connector, 12-pos., male side view

Cable cross section



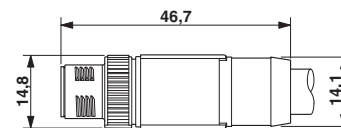
Black PUR/PVC twisted pair [35T]

Circuit diagram



Contact assignment of the M12 plug

Dimensional drawing



M12 SPEEDCON plug, straight, shielded

## Classifications

eCl@ss

eCl@ss 10.0.1	27060311
eCl@ss 11.0	27060311
eCl@ss 4.0	27060300
eCl@ss 4.1	27060300
eCl@ss 5.0	27061800
eCl@ss 5.1	27061800
eCl@ss 6.0	27279200
eCl@ss 7.0	27279218
eCl@ss 8.0	27279218
eCl@ss 9.0	27060311

ETIM

ETIM 3.0	EC001855
ETIM 4.0	EC001855

# Sensor/actuator cable - SAC-12P-MS/ 1,5-35T SH SCO - 1430048

## Classifications

### ETIM

ETIM 5.0	EC001855
ETIM 6.0	EC001855
ETIM 7.0	EC001855

### UNSPSC

UNSPSC 6.01	31251501
UNSPSC 7.0901	31251501
UNSPSC 11	31251501
UNSPSC 12.01	31251501
UNSPSC 13.2	31251501
UNSPSC 19.0	31251501
UNSPSC 20.0	31251501
UNSPSC 21.0	31251501

## Approvals


### Approvals

#### Approvals

UL Listed / EAC-RoHS / EAC

#### Ex Approvals

### Approval details

UL Listed		<a href="http://database.ul.com/cgi-bin/XYV/template/LISEXT/1FRAME/index.htm">http://database.ul.com/cgi-bin/XYV/template/LISEXT/1FRAME/index.htm</a>	FILE E 221474
Nominal voltage UN	30 V		
Nominal current IN	1 A		

EAC-RoHS		RU D- DE.HB35.B.00387
----------	---	--------------------------

## Sensor/actuator cable - SAC-12P-MS/ 1,5-35T SH SCO - 1430048

### Approvals

EAC



RU C-  
DE.BL08.B.00286